

# AVIATION & AIRPORT OVERVIEW

April 2025

This overview provides a summary of information about Aviation & Airport services, including information on the workforce, training, qualifications, businesses and the economy.

Aviation & Airport services means the businesses and people that operate airports (whether a major international or local airfield) as well as the services to enable the movement of goods and people in, around, and out of the country – such as terminals, runways, air traffic control, aerospace, baggage handling, flight attending, pilot flight training and aircraft engineering.

## Key information about this overview

Counts presented as “no change” while there is a difference in the numbers presented represent differences that sit within the margin of applied random rounding

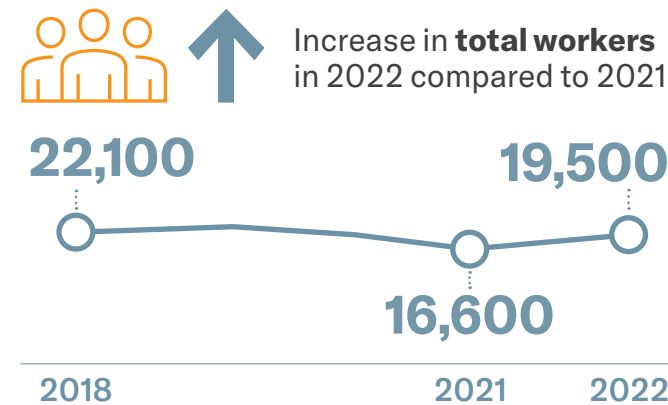
Workforce, business, economic, training and qualifications data presented here may differ from other previously published work from Ringa Hora. For more information on our methodology, or for more detailed breakdowns of the data presented here, please visit: [www.ringahora.nz/service-sector-overviews](http://www.ringahora.nz/service-sector-overviews)

## Integrated Data Infrastructure disclaimer

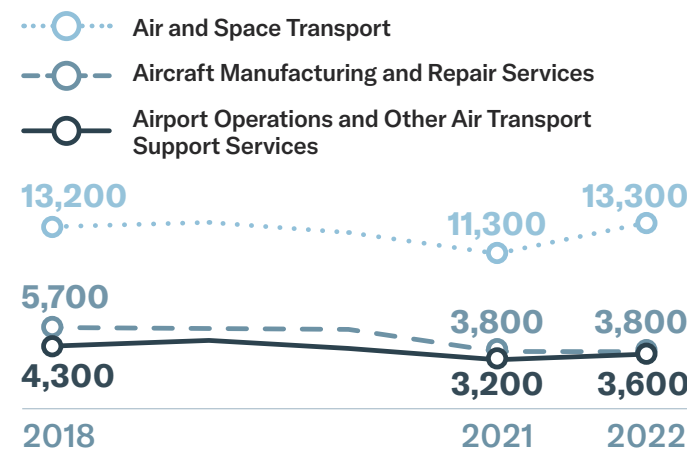
These statistics are not official statistics. They have been created for research purposes from the Integrated Data Infrastructure (IDI) and Longitudinal Business Database (LBD) which are carefully managed by Stats NZ. For more information about the IDI and/or LBD please visit [www.stats.govt.nz/integrated-data](http://www.stats.govt.nz/integrated-data)

The statistics are based in part on tax data supplied by Inland Revenue to Stats NZ under the Tax Administration Act 1994 for statistical purposes. Any discussion of data limitations or weaknesses is in the context of using the IDI for statistical purposes and is not related to the data's ability to support Inland Revenue's core operational requirements.

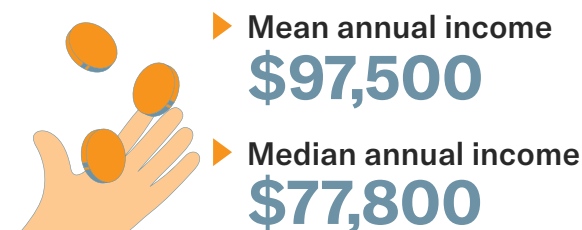
## Our Workforce



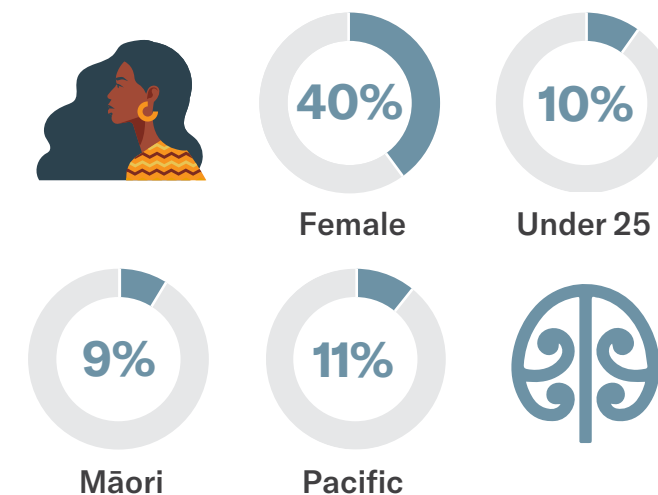
### Workforce by selected industries



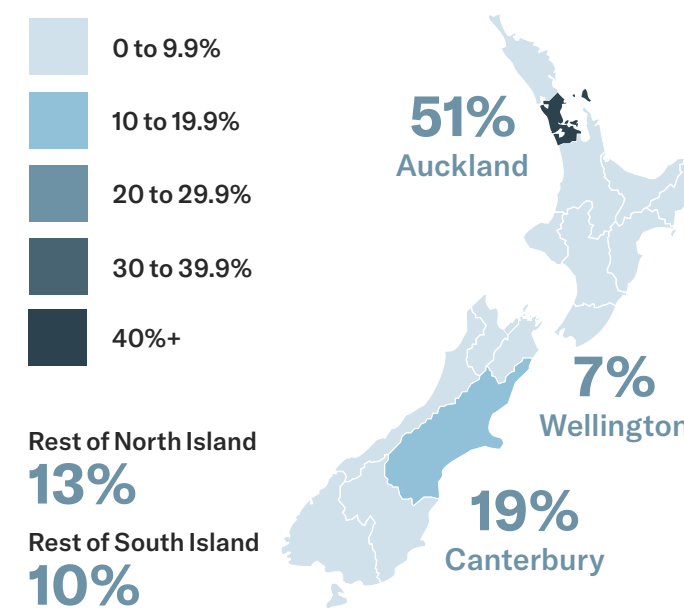
### Income (2022)



### Workforce demographics (2022)



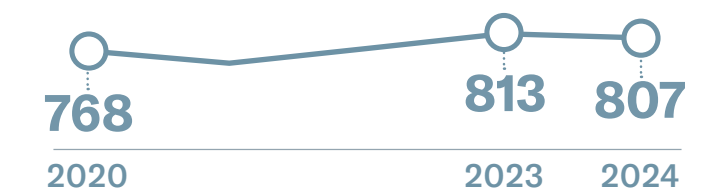
### Regional distribution (2022)



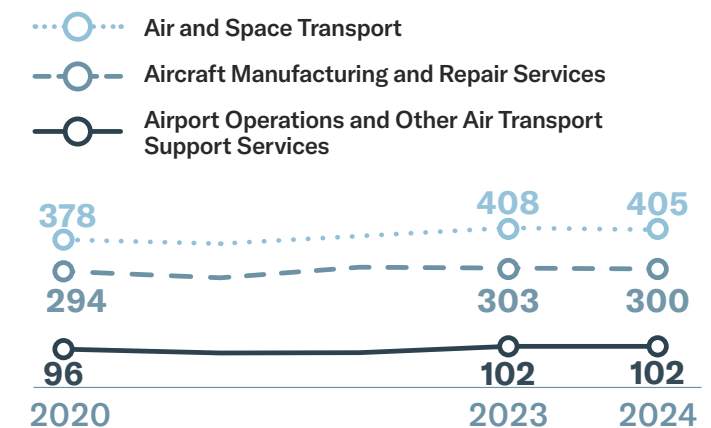
## Business and Economy

▶ Contribution to GDP in 2023 **\$2.7 billion** **0.8%** Of total NZ GDP


▶ No change of **total businesses** between February 2023 and February 2024



### Businesses by selected industries

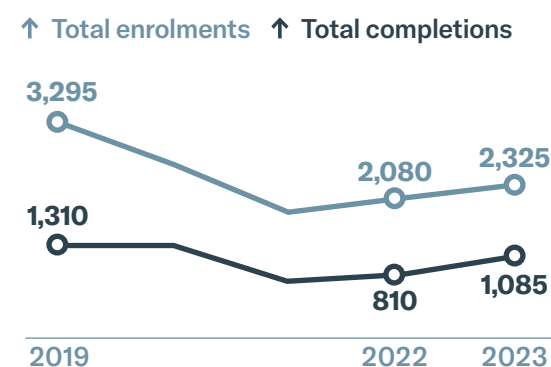


▶ Decrease in **total self-employed workers** in 2022 compared to 2021

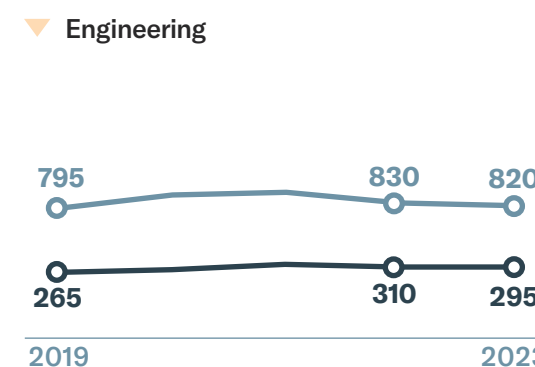


## Training and Qualifications

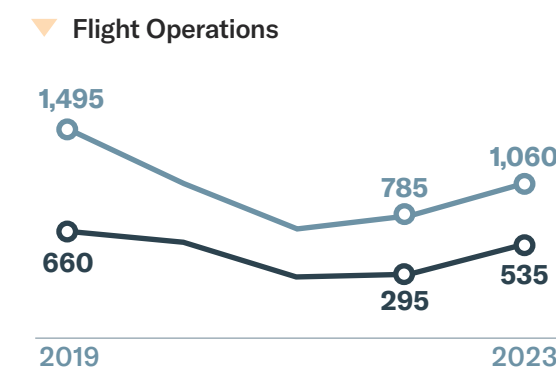
### In 2023 compared to 2022



### Selected subject breakdowns



### Enrolments



### Completions

