

# KEY

## Our workforce

▶ **Number of workers**  
2023

**13,001**



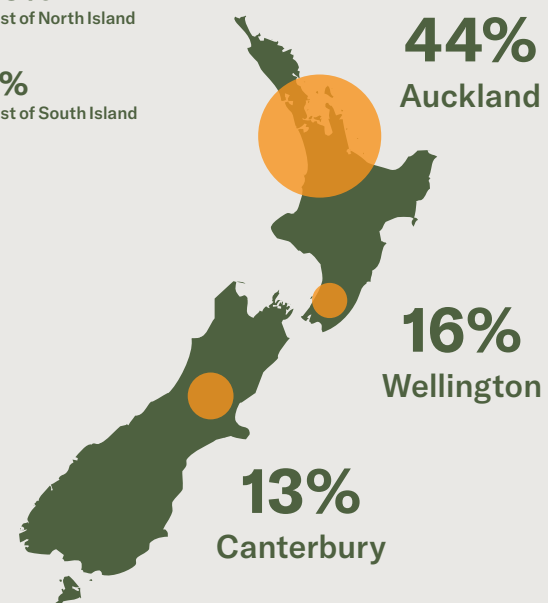
**19% ↑** Change over past 5 years (2018-2023)

**16% ↑** Forecast change over next 5 years

▶ **Employment by Region**  
2023

**20%**  
Rest of North Island

**7%**  
Rest of South Island



▶ **Age 15 - 24 years**  
2018

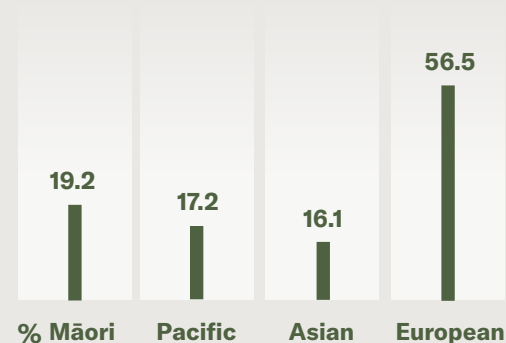
**19%**

▶ **Female**  
2023

**31%**



▶ **Ethnicity**  
2018



## Training & Qualification



Current NZQCF Products

	Qualifications	Programmes	Enrolments 2023
Security (total)	3	19	550
Level 3			550
Level 4			0

# INFORMATION

## Our businesses

▶ **Number of business**  
2023

**978**

**5% ↑** Change in Business over last year (2022-2023)

▶ **Māori owner business**  
2021



**14%**

▶ **Self-employment**  
2023

**1,056**

▶ **Business size FTE per business**  
2023

**13**

## Our economy

▶ **GDP**  
2023

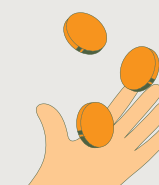
**\$1.7bn**

▶ **GDP per FTE**  
2023

**\$145,439**

▶ **Change in GDP over last year (2022-2023)**  
2023

**0.5% ↑**



## Occupation

	2023	2018	2027	Actual change over past 5 years 2018-2023	Forecast change over next 4 years 2023-2027
Security Officer	6,506	5,317	7,492	22%	15%
Electronic Equipment Trades Worker	500	409	574	22%	15%
Locksmith	403	365	426	10%	6%
Chief Executive or Managing Director	234	223	236	5%	1%
Specialist Managers nec	220	156	279	41%	27%

	Enrolment 2023 vs 2017	Enrolment 2023 vs 2022	Completion 2022	Completion 2022 vs 2017	Completion 2022 vs 2021
	-61%	29%	170	n/a	-24%
			160		
			10		