

# KEY

## Our workforce

▶ **Number of workers**  
2023

**2334**

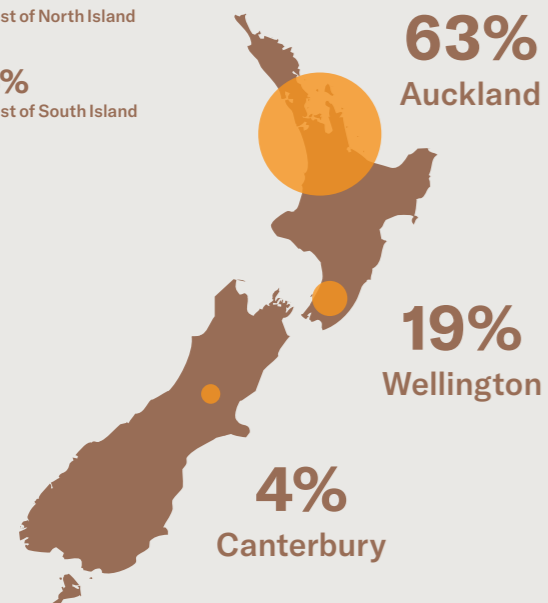


**41%** ↓ *Change over past 5 years (2018-2023)*

**29%** ↓ *Forecast change over next 5 years (2023-2028)*

▶ **Employment by Region**  
2023

**10%**  
Rest of North Island  
**4%**  
Rest of South Island



▶ **Age 15 - 24 years**  
2018

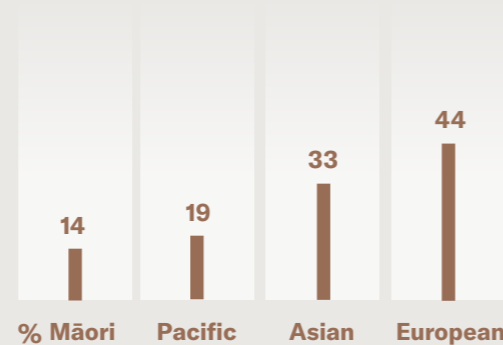
**27%**

▶ **Female**  
2023

**59%**



▶ **Ethnicity**  
2018



## Training & Qualification



Current NZQCF Products

|         | Qualifications | Programmes | Enrolments 2023 |
|---------|----------------|------------|-----------------|
| Level 3 | 2              | 8          | 310             |

# INFORMATION

## Our businesses

▶ **Number of business**  
2023

**75**

**11%** ↓ *Change in Business over last year (2022-2023)*

▶ **Māori owner business**  
2021



**0%**

▶ **Self-employment**  
2023

**95**

▶ **Business size FTE per business**  
2023

**31**

## Our economy

▶ **GDP**  
2023


**\$140m**

▶ **GDP per FTE**  
2023

**\$64,646**

▶ **Change in GDP over last year (2022-2023)**  
2023

**10%** ↑



| Enrolment 2023 vs 2017 | Enrolment 2023 vs 2022 | Completion 2022 | Completion 2022 vs 2017 | Completion 2022 vs 2021 |
|------------------------|------------------------|-----------------|-------------------------|-------------------------|
| -73%                   | -14%                   | 80              | -87%                    | 23%                     |